



# Blackboard Student Access Guide



## Introduction

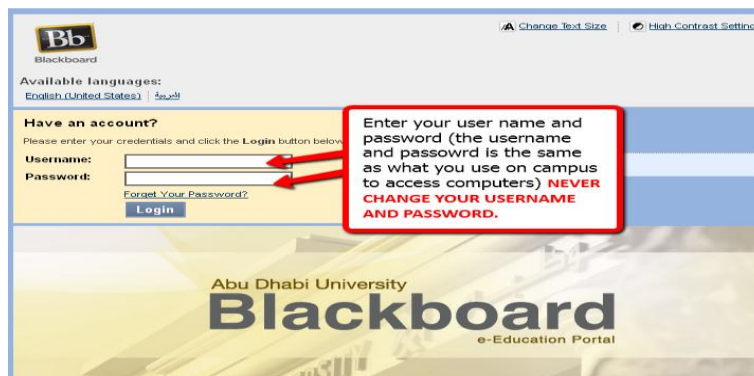
Blackboard is Abu Dhabi University Course Management System. This system allows faculty members to upload course contents into the system, so that students can access their assignments, upload assignments, projects, course materials/supplements, and be able to use the interactive tools (email, discussion boards, announcements, etc.) anytime, anywhere. All you need is a PC, or any wi-fi enabled device to access the site.

## How to Access Blackboard

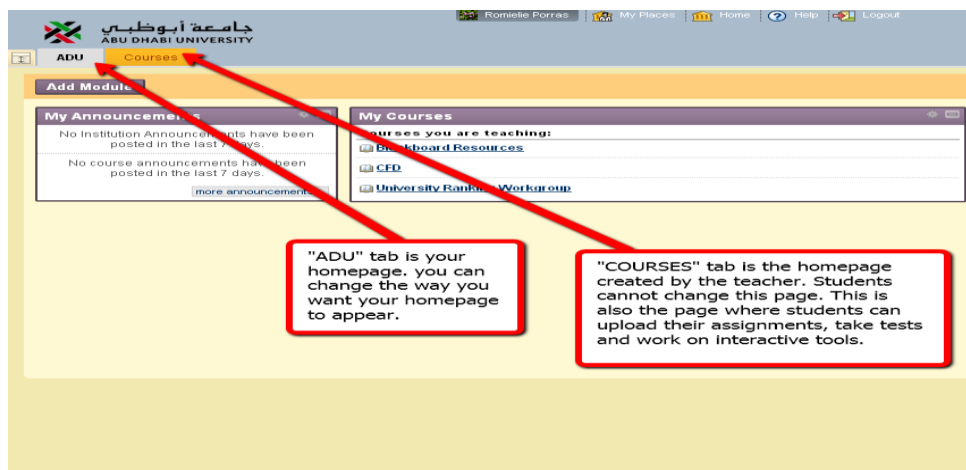
1. Blackboard can be accessed via any web browser (Explorer, Firefox, Google Chrome, etc.)
2. For on campus computers, just type ... **blackboard**
3. For off campus computers, or if you are using YOUR own laptop on campus, type:....  
**blackboard.adu.ac.ae**
  - Make sure your computer has a Java updated and always run Java if the program asks you

## How to Log-in to Blackboard

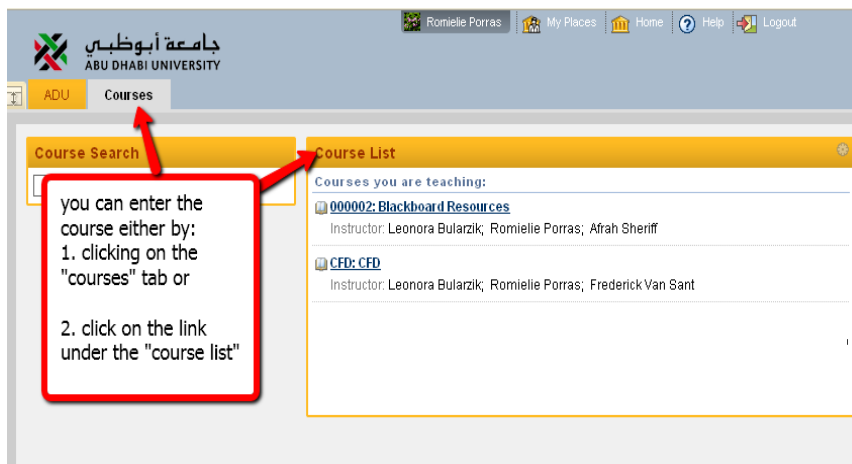
1. Enter your username and password



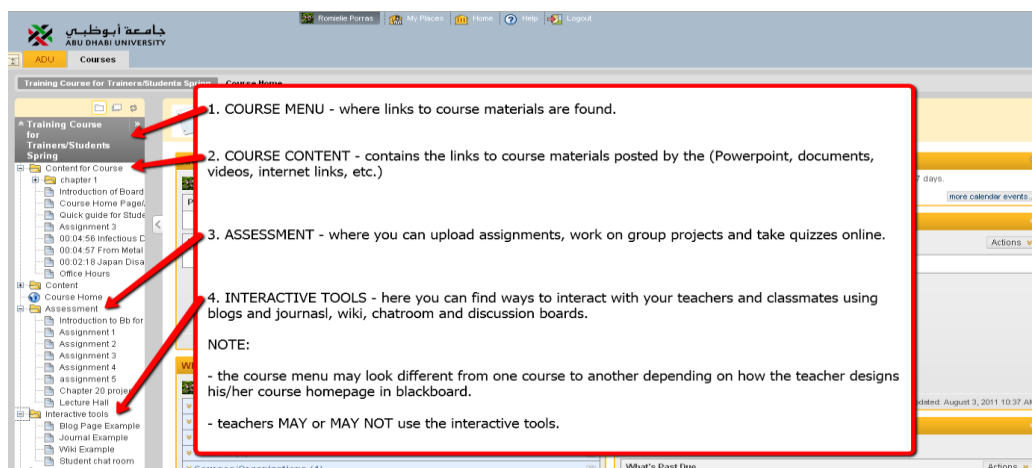
2. After entering the username and the password, you will be directed to the following page:



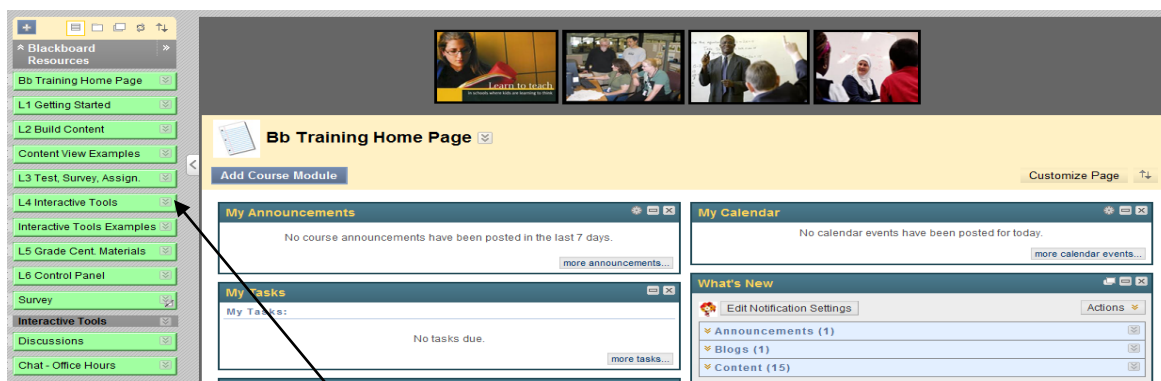
### 3. How to enter the course



### 4. When you click on the link of the course you are currently enrolled in, you will see the following:



### Another view of a course menu:



Click on the links to find all the materials for your course.

If you have any problems:

Email to: [blackboard.adu.ac.ae](mailto:blackboard.adu.ac.ae)

Call CFD: 02-501-5460

If you cannot log in contact IT: 02-501-5959